



230
232



Effective 19 December 2022



230 Port Adelaide to city

232 Port Adelaide to city



GO ZONE Croydon Park

Useful information



Visit adelaidemetro.com.au

Get real time journey planning, fare information, disruption alerts & more



Great public transport apps

Download the one for you - Transit - Moovit - NextThere



@AdelaideMetroSA

Latest service information & detours plus special event details



InfoCentre

Adelaide Railway Station, North Terrace, city



InfoLine

Call 1300 311 108
7am-8pm daily



Delays to services

may occur. Alternate routes may be used. Register or follow us for disruption advice.



In case of emergency

call 000



Disclaimer

This timetable is correct at the time of publication. Adelaide Metro reserves the right to make amendments when necessary. Refer to adelaidemetro.com.au for latest timetable versions.



Route descriptions

230 Port Adelaide Interchange to city via Addison Road & Arndale Centre Interchange. Service operates 7 days.

232 Port Adelaide Interchange to city via Newcastle Street & Arndale Centre Interchange. Service operates 7 days.
232R - city to stop 36G Grand Junction Road, Rosewater. Service operates Monday-Friday.



Services may operate to a different timetable during the Christmas holiday period.

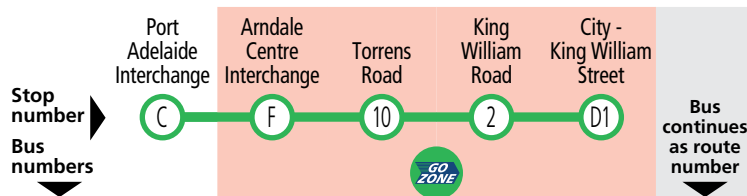
Visit the Adelaide Metro website during December and January for full details.

GO ZONE Croydon Park

Between stop 31 Torrens Road and the city, catch buses 230 and 232 approximately every 15 minutes between 7.30am and 6.30pm Monday to Friday and every 30 minutes at night, Saturday, Sunday and public holidays until 10pm.



230, 232 Port Adelaide, Rosewater & Arndale to city



Monday to Friday							
	Stop number	Port Adelaide Interchange (C)	Arndale Centre Interchange (F)	Torrens Road (10)	King William Road (2)	City - King William Street (D1)	Bus continues as route number
AM	230	G5.15	5.25	*5.33	5.42	5.47	190B
	230	G5.45	5.55	*6.03	6.12	6.17	190B
	230	G6.05	6.16	*6.25	6.35	6.40	190
	232	G6.20	6.31	*6.40	6.50	6.55	196
	230	G6.35	6.46	*6.55	7.06	7.11	190
	232	G6.48	6.59	*7.08	7.19	7.24	196
	230	G6.58	7.10	*7.19	7.30	7.35	190
	232	G7.09	7.20	*7.29	7.40	7.45	190B
	230	7.11	7.26	*7.37	7.48	7.54	190
	232	G7.22	7.33	*7.44	*7.55	8.01	-
	230	G7.28	7.40	*7.51	8.03	8.09	190B
	232	G7.35	7.47	*7.58	*8.10	8.17	-
	230	7.38	7.53	*8.06	8.18	8.24	190B
	230	-	7.56	*8.09	*8.21	8.27	-
	232	G7.47	7.59	*8.12	8.24	8.30	190
	230	7.50	8.05	*8.18	*8.30	8.37	-
	230	7.58	8.15	*8.28	8.40	8.46	190B
	232	8.11	8.30	*8.43	8.55	9.01	190
	230	8.27	8.44	*8.55	9.06	9.12	190B
	232	8.41	8.59	*9.10	9.21	9.27	190
	230	8.57	9.14	*9.25	9.36	9.42	190B
	232	9.09	9.25	*9.36	9.47	9.53	190
	230	9.23	9.40	*9.51	10.02	10.08	190B
	232	9.39	9.55	*10.06	10.17	10.23	190
230	9.53	10.10	*10.21	10.32	10.38	190B	
232	10.09	10.25	*10.36	10.47	10.53	190	
230	10.23	10.40	*10.51	11.02	11.08	190B	
232	10.39	10.55	*11.06	11.17	11.23	190	
230	10.53	11.10	*11.21	11.32	11.38	190B	
232	11.09	11.25	*11.36	11.47	11.53	190	
230	11.23	11.40	*11.51	12.02	12.08	190B	
232	11.39	11.55	*12.06	12.17	12.23	190	
PM	230	11.53	12.10	*12.21	12.32	12.38	190B
	232	12.09	12.25	*12.36	12.47	12.53	190
	230	12.23	12.40	*12.51	1.02	1.08	190B
	232	12.39	12.55	*1.06	1.17	1.23	190
	230	12.53	1.10	*1.21	1.32	1.38	190B
	232	1.09	1.25	*1.36	1.47	1.53	190
	230	1.23	1.40	*1.51	2.02	2.08	190B
	232	1.39	1.55	*2.06	2.17	2.23	190
	230	1.53	2.10	*2.21	2.32	2.38	190B
	232	2.11	2.27	*2.38	2.49	2.55	190
	230	2.27	2.44	*2.55	3.06	3.12	190B
	232	2.42	2.59	*3.10	3.21	3.27	190
	230	2.56	3.13	*3.24	3.36	3.42	190B
	232	3.05	3.27	*3.39	3.53	3.59	190
	230	3.24	3.41	*3.53	4.07	4.13	190B
	232	3.41	3.57	*4.08	4.22	4.28	190
	230	3.58	4.14	*4.25	4.37	4.43	190B
	232	4.13	4.29	*4.40	4.52	4.58	190
	230	4.28	4.44	*4.55	5.07	5.13	190B
	232	4.44	4.59	*5.10	5.22	5.28	190B
	230	4.59	5.15	*5.27	5.39	5.45	190B
	232	5.17	5.31	*5.41	5.52	5.58	190B
	230	5.30	5.45	*5.55	6.06	6.11	190B
	232	5.45	5.59	*6.09	6.19	6.24	190B
230	6.00	6.14	*6.24	6.34	6.39	190B	
232	6.18	6.31	*6.40	6.49	6.54	190B	
230	6.34	6.47	*6.56	7.05	7.10	195	
230	6.50	7.03	*7.11	7.20	7.25	190B	
232	7.20	7.33	*7.41	7.50	7.55	190B	
230	7.51	8.04	*8.12	8.20	8.25	190B	
232	8.21	8.34	*8.42	8.50	8.55	190B	
230	8.51	9.04	*9.12	9.20	9.25	190B	
232	9.21	9.34	*9.42	9.50	9.55	196	
230	10.21	10.34	*10.42	10.50	10.55	190B	
232	11.21	11.34	*11.42	11.50	11.55	190B	

Services may operate to a different timetable during the Christmas holiday period. Visit the Adelaide Metro website during December and January for full details.

Legend

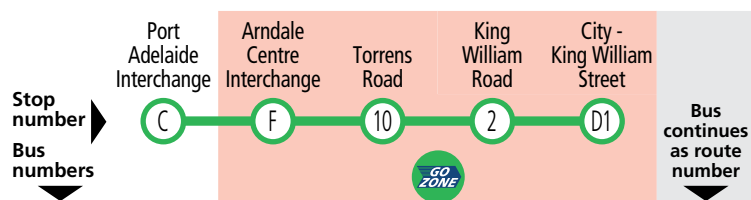
- G – Bus departs from stop 36G Grand Junction Road, Rosewater at the time shown.
- * – Times are approximate only. Bus does not have to wait until this time to depart stop.

Buses continue to...

- 190 – Glenelg Interchange
- 190B – Mitcham Square
- 195, 196 – Blackwood Interchange



230, 232 Port Adelaide & Rosewater to city



Saturday only

AM	232	G6.05	6.15	*6.22	6.30	6.35	190B
	230	G6.35	6.45	*6.52	7.00	7.05	190B
	232	G7.05	7.15	*7.22	7.30	7.35	190

Saturday, Sunday & public holidays

AM	230	G7.34	7.44	*7.52	8.00	8.05	190B
	232	7.59	8.11	*8.20	8.30	8.35	190
	230	8.21	8.34	*8.44	8.54	9.00	196
	232	8.51	9.04	*9.14	9.24	9.30	190
	230	9.18	9.34	*9.44	9.54	10.00	190B
	232	9.48	10.04	*10.14	10.24	10.30	190
	230	10.18	10.34	*10.44	10.54	11.00	195
	232	10.48	11.04	*11.14	11.24	11.30	190
	230	11.18	11.34	*11.44	11.54	12.00	190B
	232	11.48	12.04	* 12.14	12.24	12.30	190
PM	230	12.18	12.34	* 12.44	12.54	1.00	196
	232	12.48	1.04	* 1.14	1.24	1.30	190
	230	1.18	1.34	* 1.44	1.54	2.00	190B
	232	1.48	2.04	* 2.14	2.24	2.30	190
	230	2.18	2.34	* 2.44	2.54	3.00	195
	232	2.48	3.04	* 3.14	3.24	3.30	190
	230	3.18	3.34	* 3.44	3.54	4.00	190B
	232	3.48	4.04	* 4.14	4.24	4.30	190
	230	4.18	4.34	* 4.44	4.54	5.00	196
	232	4.48	5.04	* 5.14	5.24	5.30	190
	230	5.18	5.34	* 5.44	5.54	6.00	190B
	232	5.52	6.07	* 6.17	6.27	6.32	190B
	230	6.27	6.41	* 6.49	6.57	7.02	190B
	232	7.01	7.14	* 7.22	7.30	7.35	190B
	230	7.31	7.44	* 7.52	8.00	8.05	190B
	232	8.01	8.14	* 8.22	8.30	8.35	190B
	230	8.31	8.44	* 8.52	9.00	9.05	190B
	232	9.01	9.14	* 9.22	9.30	9.35	190B
	230	9.31	9.44	* 9.52	10.00	10.05	190B
	232	10.01	10.14	* 10.22	10.30	10.35	190B
	230	10.31	10.44	* 10.52	11.00	11.05	190B
	232	11.31	11.44	* 11.52	12.00	12.05	190B

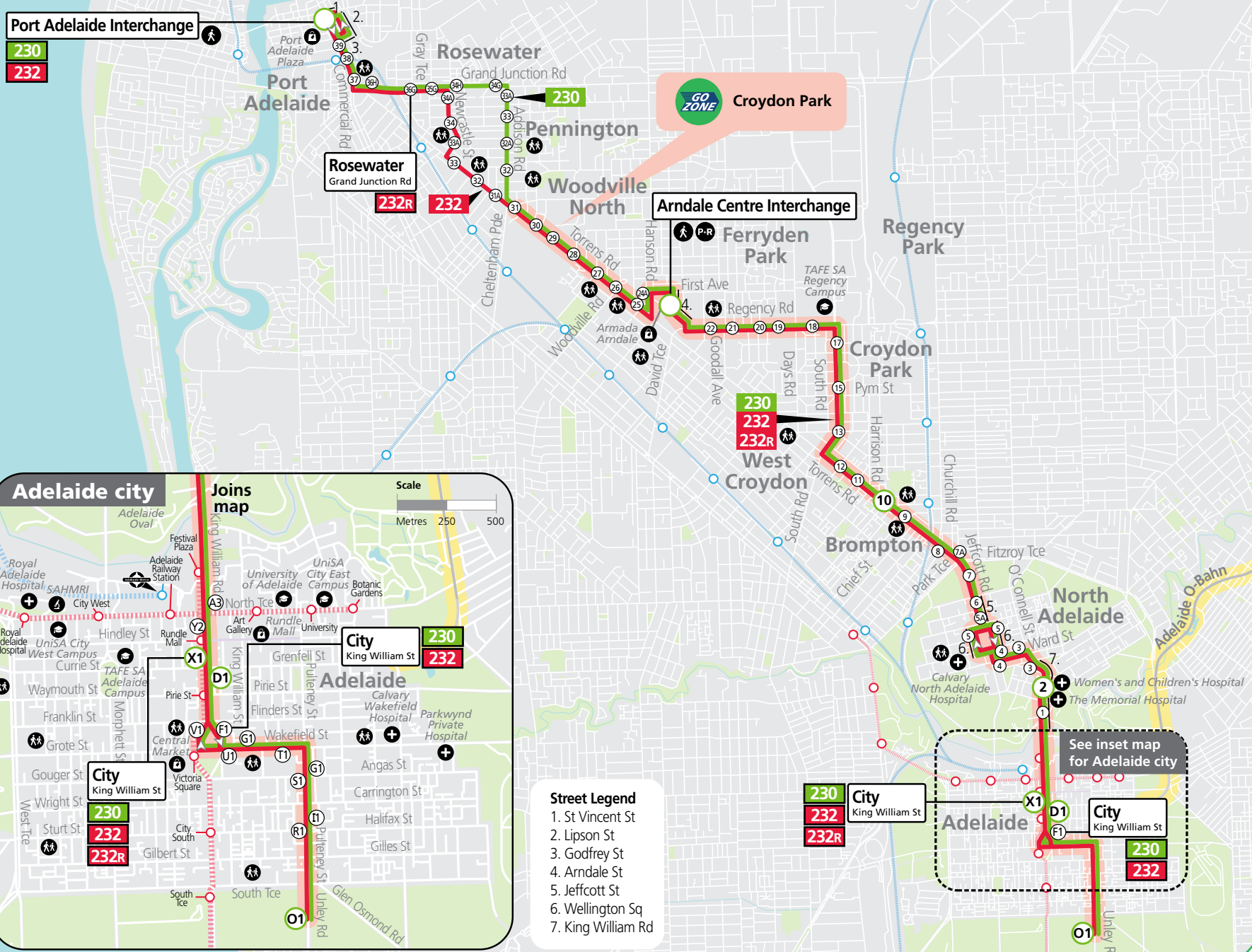
Legend

- G** – Bus departs from stop 36G Grand Junction Road, Rosewater at the time shown.
- *** – Times are approximate only. Bus does not have to wait until this time to depart stop.
















Buses continue to...

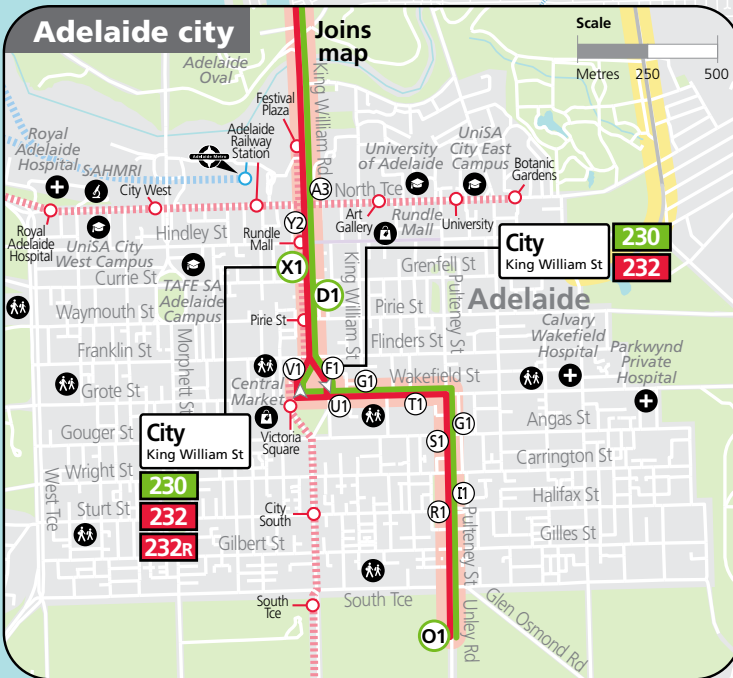
- 190** Glenelg Interchange
- 190B** Mitcham Square
- 195, 196** Blackwood Interchange

230, 232 Port Adelaide, Rosewater & Arndale to city



Legend

-  Route 230
 -  Route 232
 -  Bus stop
 -  Bus stop on this side only
 -  Bus stop relating to timetable
 -  Convenient transfer point
 -  Park 'n' Ride
 -  Train line & station
 -  Tram line & stop
 -  Hospital
 -  School
 -  Shopping Centre
 -  Educational Institution
 -  Medical research precinct
 -  Adelaide Metro InfoCentre
- Scale
Metres 1130 2260

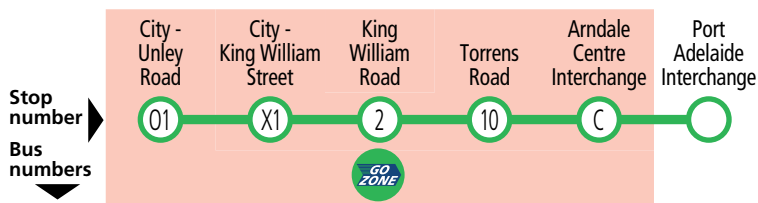


Street Legend

1. St Vincent St
2. Lipson St
3. Godfrey St
4. Arndale St
5. Jeffcott St
6. Wellington Sq
7. King William Rd



230, 232 City to Rosewater & Port Adelaide



Monday to Friday

		City - Unley Road	City - King William Street	King William Road	Torrens Road	Arndale Centre Interchange	Port Adelaide Interchange
AM	230	6.07	6.16	6.21	6.30	6.39	6.56
	232	6.37	6.46	6.51	7.00	7.09	7.26
	230	6.51	7.00	7.05	7.15	7.24	7.41
	232	7.06	7.16	7.21	7.32	7.43	8.04
	230	7.21	7.31	7.36	7.47	7.59	8.20
	232	7.34	7.45	7.51	8.02	8.14	8.36
	230	7.48	7.59	8.05	8.17	8.29	8.51
	232	8.00	8.12	8.18	8.32	8.44	9.06
	230	8.12	8.25	8.31	8.43	8.54	9.16
	232	8.23	8.34	8.40	8.53	9.04	9.24
	230	8.40	8.53	8.59	9.10	9.21	9.41
	232	8.57	9.09	9.15	9.25	9.35	9.55
	230	9.07	9.18	9.24	9.34	9.44	10.03
	232	9.22	9.32	9.38	9.48	9.58	10.17
	230	9.36	9.46	9.52	10.02	10.12	10.31
	232	9.51	10.01	10.07	10.17	10.27	10.46
	230	10.06	10.16	10.22	10.32	10.42	11.01
	232	10.21	10.31	10.37	10.47	10.57	11.16
	230	10.36	10.46	10.52	11.02	11.12	11.31
	232	10.51	11.01	11.07	11.17	11.27	11.46
	230	11.06	11.16	11.22	11.32	11.42	12.01
	232	11.21	11.31	11.37	11.47	11.57	12.16
	230	11.36	11.46	11.52	12.02	12.12	12.31
	232	11.51	12.01	12.07	12.17	12.27	12.46
PM	230	12.06	12.16	12.22	12.32	12.42	1.01
	232	12.21	12.31	12.37	12.47	12.57	1.16
	230	12.36	12.46	12.52	1.02	1.12	1.31
	232	12.51	1.01	1.07	1.17	1.27	1.46
	230	1.06	1.16	1.22	1.32	1.42	2.01
	232	1.21	1.31	1.37	1.47	1.58	2.17
	230	1.36	1.46	1.52	2.02	2.13	2.32
	232	1.51	2.01	2.07	2.17	2.28	2.47
	230	2.06	2.16	2.22	2.32	2.43	3.02
	232	2.21	2.31	2.37	2.47	3.00	3.24
	230	2.36	2.46	2.52	3.02	3.15	3.39
	232	2.51	3.02	3.08	3.21	3.34	3.57
	230	3.06	3.17	3.23	3.36	3.48	4.07
	232	3.18	3.29	3.35	3.48	4.00	4.19
	230	3.30	3.41	3.47	4.00	4.12	4.31
	232	3.44	3.55	4.01	4.14	4.26	4.45
	230	3.59	4.10	4.16	4.29	4.41	5.00
	232	4.14	4.25	4.31	4.44	4.56	5.15
	230	4.27	4.38	4.44	4.57	5.09	5.28
	232R	-	V4.46	4.52	5.05	5.16	K5.30
	230	4.43	4.54	5.00	5.13	5.24	5.43
	232R	-	V5.01	5.07	5.20	5.31	K5.45
	230	4.57	5.09	5.15	5.29	5.40	5.59
	232R	-	V5.16	5.22	5.36	5.47	K6.01
	230	5.12	5.24	5.30	5.43	5.53	6.11
	232R	-	V5.31	5.37	5.50	6.00	K6.13
	230	5.28	5.39	5.45	5.57	6.07	6.25
	232R	5.43	5.54	6.00	6.12	6.22	K6.35
	230	5.58	6.09	6.14	6.24	6.33	6.49
	232R	6.14	6.24	6.29	6.39	6.48	K7.00
	230	6.29	6.39	6.44	6.54	7.03	7.19
	232R	6.44	6.54	6.59	7.09	7.18	K7.30
	230	7.14	7.24	7.29	7.39	7.48	8.03
	232	7.46	7.54	7.59	8.09	8.18	8.33
	230	8.16	8.24	8.29	8.39	8.48	9.03
	232	8.46	8.54	8.59	9.09	9.18	9.33
	230	9.16	9.24	9.29	9.39	9.48	10.03
	232	9.46	9.54	9.59	10.08	10.17	10.32
	230	10.16	10.24	10.29	10.38	10.47	11.02
	232	10.45	10.53	10.58	11.07	11.15	11.29
	230	11.45	11.53	11.58	12.07	12.15	12.29

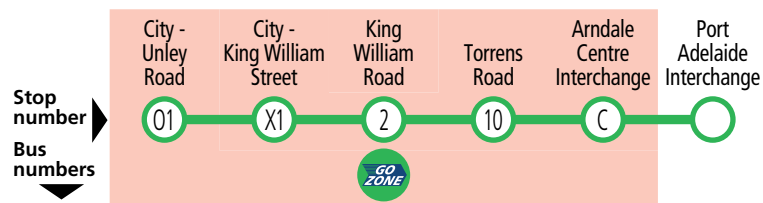
Legend

- K** – Bus terminates at stop 36G Grand Junction Road, Rosewater at the time shown.
- V** – Bus departs from stop V1 King William Street, city 3 minutes prior to time shown.

Services may operate to a different timetable during the Christmas holiday period. Visit the Adelaide Metro website during December and January for full details.



230, 232 City to Port Adelaide



Saturday only

AM	230	7.11	7.20	7.25	7.34	7.42	7.58
	232	7.41	7.50	7.55	8.04	8.12	8.28
	230	8.11	8.20	8.25	8.34	8.44	9.00

Saturday, Sunday & public holidays

AM	232	8.41	8.50	8.55	9.04	9.14	9.30
	230	9.11	9.20	9.25	9.34	9.44	10.03
	232	9.40	9.50	9.55	10.05	10.15	10.34
	230	10.10	10.20	10.26	10.36	10.46	11.05
	232	10.40	10.50	10.56	11.06	11.16	11.35
	230	11.10	11.20	11.26	11.36	11.46	12.05
	232	11.40	11.50	11.56	12.06	12.16	12.35
PM	230	12.10	12.20	12.26	12.36	12.46	1.05
	232	12.40	12.50	12.56	1.06	1.16	1.35
	230	1.10	1.20	1.26	1.36	1.46	2.05
	232	1.40	1.50	1.56	2.06	2.16	2.35
	230	2.10	2.20	2.26	2.36	2.46	3.05
	232	2.40	2.50	2.56	3.06	3.16	3.35
	230	3.10	3.20	3.26	3.36	3.46	4.05
	232	3.40	3.50	3.56	4.06	4.16	4.35
	230	4.10	4.20	4.26	4.36	4.46	5.05
	232	4.40	4.50	4.56	5.06	5.16	5.35
	230	5.10	5.20	5.26	5.36	5.46	6.02
	232	5.40	5.50	5.56	6.05	6.14	6.29
	230	6.10	6.20	6.25	6.34	6.43	6.58
	232	6.37	6.46	6.51	7.00	7.09	7.23
	230	7.08	7.16	7.21	7.30	7.38	7.52
	232	7.38	7.46	7.51	8.00	8.08	8.22
	230	8.08	8.16	8.21	8.30	8.38	8.52
	232	8.38	8.46	8.51	9.00	9.08	9.22
	230	9.08	9.16	9.21	9.30	9.38	9.52
	232	9.38	9.46	9.51	10.00	10.08	10.22
	230	10.08	10.16	10.21	10.30	10.38	10.52
	232	10.38	10.46	10.51	11.00	11.08	11.22
	230	11.08	11.16	11.21	11.30	11.38	11.52