



300



Effective 26 January 2021

- Arndale
- Enfield
- Klemzig
- Kensington
- Glen Osmond
- Mitcham Square
- Flinders Precinct
- Marion Centre
- Glenelg
- Harbour Town
- Henley Square
- Queen Elizabeth Hospital
- Arndale

300 Suburban Connector



Services may operate to a different timetable during the Christmas holiday period.

Visit the Adelaide Metro website during December and January for full details.



Government of South Australia



Useful information



Visit adelaidemetro.com.au

Get real time journey planning, fare information, disruption alerts & more



Great public transport apps

Download the one for you - Transit - Moovit - NextThere



@AdelaideMetroSA

Latest service information & detours plus special event details



InfoCentre

Adelaide Railway Station, North Terrace, city



InfoLine

Call 1300 311 108
7am-8pm daily



Delays to services may

occur. Alternate routes may be used. Register or follow us for disruption advice.



In case of emergency

call 000



Disclaimer

This timetable is correct at the time of publication. Adelaide Metro reserves the right to make amendments when necessary. Refer to adelaidemetro.com.au for latest timetable versions.



Route descriptions

300 Suburban Connector clockwise & anti-clockwise loops to Arndale Centre Interchange via Enfield, Klemzig, Kensington, Glen Osmond, Mitcham Square, Flinders University, Flinders Medical Centre, Marion Centre Interchange, Glenelg Interchange, Harbour Town Shopping Centre, Henley Square & Queen Elizabeth Hospital. Service operates 7 days.

300c - terminates at stop 165 Cross Road, Urrbrae.

300g - terminates at Glenelg Interchange.

300h - terminates at stop 19/19A Portrush Road, Glen Osmond.

300j - terminates at stop 17 O.G. Road, Klemzig.

300m - terminates at Marion Centre Interchange.

300u - terminates at Flinders University, continues as route G10 to the city.

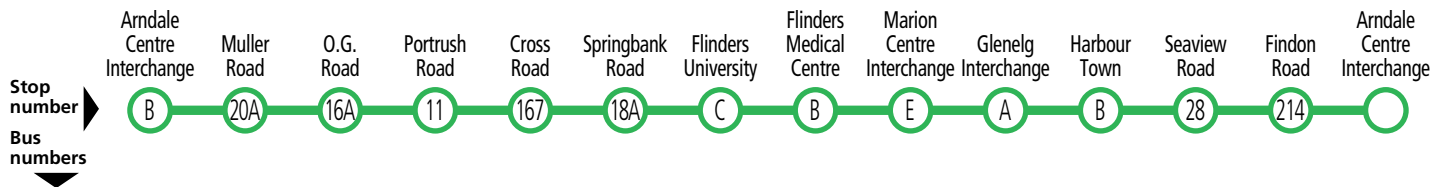


Services may operate to a different timetable during the Christmas holiday period.

Visit the Adelaide Metro website during December and January for full details.



300 Suburban Connector Clockwise



Monday to Friday

	Arndale Centre Interchange	Muller Road	O.G. Road	Portrush Road	Cross Road	Springbank Road	Flinders University	Flinders Medical Centre	Marion Centre Interchange	Glenelg Interchange	Harbour Town	Seaview Road	Findon Road	Arndale Centre Interchange	
AM	300	-	-	-	-	-	-	-	7.12	7.29	7.43	7.59	8.15	8.30	
	300	-	-	-	-	-	7.23	7.27	7.37	7.54	8.08	8.24	8.40	8.55	
	300	6.28	6.42	6.53	7.11	7.26	7.38	7.56	8.00	8.12	8.32	8.44	8.58	9.12	9.27
	300G	-	-	-	-	-	-	8.05	8.10	8.22	8.42	-	-	-	-
	300	6.52	7.06	7.17	7.35	7.50	8.02	8.20	8.24	8.36	8.56	9.08	9.22	9.36	9.51
	300G	-	-	-	-	-	-	8.24	8.28	8.42	9.02	-	-	-	-
	300	7.09	7.25	7.38	8.01	8.16	8.37	8.47	8.51	9.03	9.24	9.36	9.52	10.06	10.22
	300c	S7.17	S7.33	S7.47	CS8.12	-	-	-	-	-	-	-	-	-	-
	300H	C7.23	C7.39	C7.53	CH8.18	-	-	-	-	-	-	-	-	-	-
	300G	-	-	-	-	-	-	9.05	9.10	9.22	9.36	-	-	-	-
	300	7.44	8.02	8.20	8.41	8.57	9.05	9.25	9.30	9.43	9.59	10.12	10.28	10.41	10.55
	300H	8.10	8.32	8.44	D9.04	-	-	-	-	-	-	-	-	-	-
	300G	-	-	-	-	-	-	9.46	9.51	10.03	10.17	-	-	-	-
	300	8.36	8.57	9.08	9.24	9.38	9.46	10.01	10.06	10.18	10.34	10.48	11.03	11.15	11.29
	300G	-	-	-	-	-	-	10.14	10.19	10.31	10.45	-	-	-	-
	300	9.09	9.26	9.34	9.51	10.01	10.10	10.25	10.30	10.43	11.00	11.12	11.27	11.40	11.54
	300G	-	-	-	-	-	-	10.41	10.46	10.58	11.12	-	-	-	-
	300	9.38	9.55	10.03	10.20	10.30	10.39	10.54	10.59	11.12	11.29	11.41	11.56	12.09	12.23
	300G	-	-	-	-	-	-	11.07	11.12	11.24	11.38	-	-	-	-
	300	10.08	10.25	10.33	10.50	11.00	11.09	11.24	11.29	11.42	11.59	12.11	12.26	12.39	12.53
300G	-	-	-	-	-	-	11.38	11.43	11.55	12.09	-	-	-	-	
300	10.38	10.55	11.03	11.20	11.30	11.39	11.54	11.59	12.12	12.29	12.41	12.56	1.09	1.23	
300G	-	-	-	-	-	-	12.08	12.13	12.25	12.39	-	-	-	-	
300	11.08	11.25	11.33	11.50	12.00	12.09	12.24	12.29	12.42	12.59	1.11	1.26	1.39	1.53	
300G	-	-	-	-	-	-	12.39	12.44	12.56	1.10	-	-	-	-	
300	11.38	11.55	12.03	12.20	12.30	12.39	12.54	12.59	1.12	1.29	1.41	1.56	2.09	2.23	
PM	300G	-	-	-	-	-	1.09	1.14	1.26	1.40	-	-	-	-	
	300	12.08	12.25	12.33	12.50	1.00	1.09	1.24	1.29	1.42	1.59	2.11	2.26	2.39	2.53
	300G	-	-	-	-	-	-	1.40	1.45	1.57	2.11	-	-	-	-
	300	12.40	12.57	1.06	1.22	1.32	1.41	1.55	2.01	2.13	2.30	2.43	2.58	3.12	3.33
	300G	-	-	-	-	-	-	2.10	2.15	2.27	2.41	-	-	-	-
	300	1.10	1.27	1.36	1.52	2.02	2.11	2.25	2.31	2.43	3.00	3.13	3.28	3.42	4.03
	300G	-	-	-	-	-	-	2.40	2.45	2.57	3.12	-	-	-	-
	300	1.35	1.52	2.03	2.19	2.29	2.39	2.57	3.02	3.14	3.36	3.49	4.04	4.19	4.35
	300G	-	-	-	-	-	-	3.13	3.18	3.30	3.45	-	-	-	-
	300	2.02	2.19	2.29	2.46	2.56	3.06	3.24	3.29	3.41	3.59	4.12	4.27	4.43	4.57
	300G	-	-	-	-	-	-	3.42	3.47	3.59	4.14	-	-	-	-
	300G	-	-	-	-	-	-	3.58	4.03	4.16	4.33	-	-	-	-
	300	2.23	2.43	2.53	3.12	3.26	3.45	4.06	4.13	4.26	4.48	5.00	5.13	5.26	5.39
	300H	2.50	3.10	3.21	D3.39	-	-	-	-	-	-	-	-	-	-
	300G	-	-	-	-	-	-	4.34	4.39	4.52	5.09	-	-	-	-
	300	3.05	3.26	3.37	3.58	4.08	4.22	4.46	4.51	5.04	5.24	5.37	5.51	6.04	6.17
	300G	-	-	-	-	-	-	5.01	5.06	5.19	5.36	-	-	-	-
	300	3.36	3.59	4.09	4.29	4.43	4.53	5.13	5.20	5.34	5.52	6.05	6.19	6.30	6.40
	300G	-	-	-	-	-	-	5.26	5.31	5.43	5.56	-	-	-	-
	300	4.10	4.33	4.43	5.08	5.20	5.30	5.50	5.55	6.09	6.22	6.30	6.41	6.56	7.06
300G	4.40	5.03	5.14	5.32	5.43	5.54	6.12	6.16	6.26	6.40	-	-	-	-	
300G	-	-	-	-	-	-	6.31	6.35	6.45	6.57	-	-	-	-	
300H	5.05	5.30	5.40	D5.58	-	-	-	-	-	-	-	-	-	-	
300H	5.25	5.49	5.58	D6.14	-	-	-	-	-	-	-	-	-	-	
300H	5.45	6.07	6.16	D6.32	-	-	-	-	-	-	-	-	-	-	
300G	-	-	-	-	-	-	7.14	7.18	7.27	7.38	-	-	-	-	
300H	6.20	6.38	6.46	D6.58	-	-	-	-	-	-	-	-	-	-	
300G	-	-	-	-	-	-	7.36	7.40	7.49	8.00	-	-	-	-	
300G	-	-	-	-	-	-	8.09	8.13	8.22	8.33	-	-	-	-	
300G	-	-	-	-	-	-	8.38	8.42	8.51	9.02	-	-	-	-	
300G	-	-	-	-	-	-	9.07	9.11	9.20	9.31	-	-	-	-	

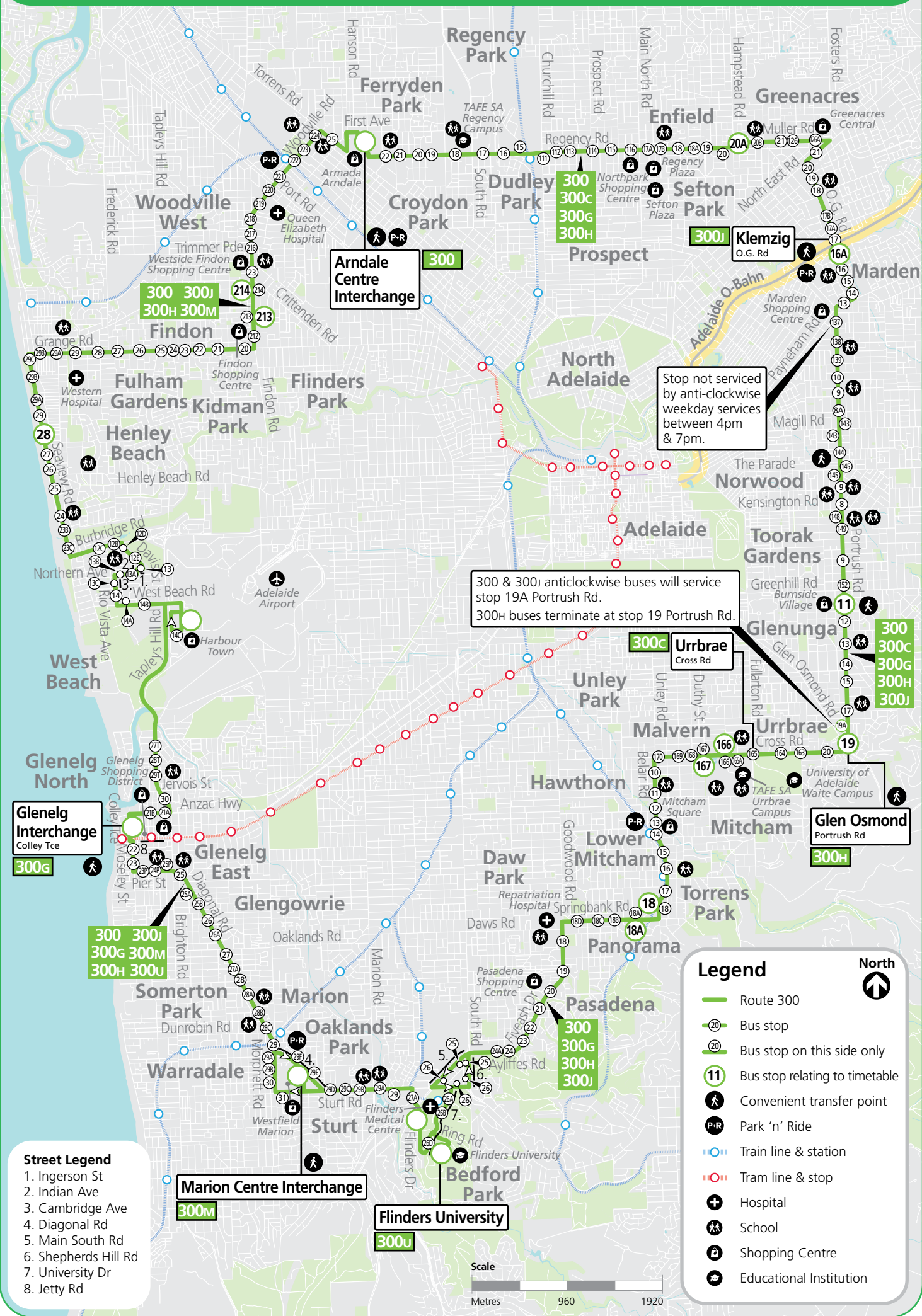
Legend

- C** – Bus operates as route 300c & continues to stop 165 Cross Road, Urrbrae Agricultural High School on school days only.
- D** – Bus terminates at stop 19 Portrush Road, Glen Osmond 5 minutes after the time shown.
- H** – Bus terminates at stop 19 Portrush Road, Glen Osmond 5 minutes after the time shown, during school holidays only.
- S** – School days only.

Services may operate to a different timetable during the Christmas holiday period.
Visit the Adelaide Metro website during December and January for full details.



300 Suburban Connector



Ardale Centre Interchange
300

Glenelg Interchange
Colley Tce
300G

300 300i
300G 300M
300H 300U

Marion Centre Interchange
300M

Flinders University
300U

300 & 300i anticlockwise buses will service stop 19A Portrush Rd.
300H buses terminate at stop 19 Portrush Rd.

Stop not serviced by anti-clockwise weekday services between 4pm & 7pm.

300c
Urrbrae
Cross Rd

Glen Osmond
Portrush Rd
300H

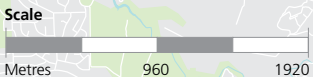
300
300c
300G
300H
300i

- Street Legend**
1. Ingerson St
 2. Indian Ave
 3. Cambridge Ave
 4. Diagonal Rd
 5. Main South Rd
 6. Shepherds Hill Rd
 7. University Dr
 8. Jetty Rd

Legend

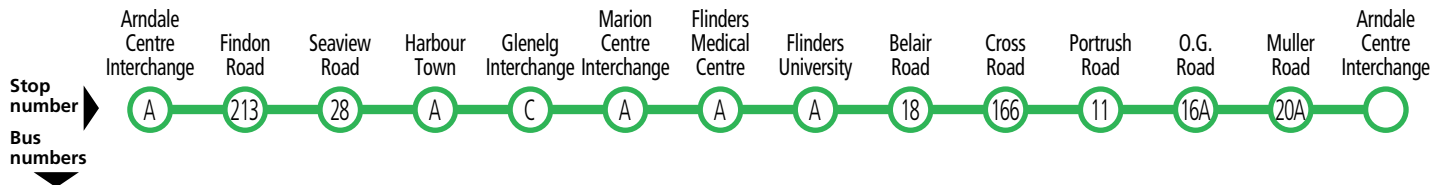
- Route 300
- Bus stop
- Bus stop on this side only
- 11 Bus stop relating to timetable
- Convenient transfer point
- P-R Park 'n' Ride
- Train line & station
- Tram line & stop
- Hospital
- School
- Shopping Centre
- Educational Institution

North





300 Suburban Connector Anti-clockwise



Monday to Friday

AM	300	-	-	-	-	-	-	-	-	-	K6.28	6.32	6.42	6.50	7.08
	300	-	-	-	-	-	-	-	-	-	K6.40	6.44	6.56	7.05	7.23
	300	-	-	-	-	-	-	-	-	-	K6.52	6.56	7.08	7.17	7.35
	300	-	-	-	-	-	-	-	-	-	K7.08	7.12	7.26	7.39	7.59
	300	-	-	-	-	-	-	-	-	-	K7.25	7.29	7.44	7.57	8.20
	300	-	-	-	-	-	-	-	-	-	K7.41	7.45	8.00	8.13	8.36
	300	-	-	-	-	-	-	-	-	-	K7.59	8.05	8.22	8.35	9.00
	300	6.17	6.28	6.38	6.53	7.05	7.20	7.29	7.32	7.54	8.08	8.28	8.44	8.54	9.18
	300u	-	-	-	-	7.26	G7.40	7.53	7.57	-	-	-	-	-	-
	300	6.40	6.52	7.03	7.17	7.31	7.49	8.00	8.04	8.26	8.41	9.00	9.17	9.27	9.51
	300u	-	-	-	-	7.54	G8.09	8.23	8.28	-	-	-	-	-	-
	300	7.18	7.31	7.45	8.00	8.13	8.33	8.47	8.51	9.11	9.20	9.32	9.46	9.55	10.13
	300u	-	-	-	-	8.33	G8.50	9.01	9.05	-	-	-	-	-	-
	300	7.42	8.00	8.15	8.29	8.42	9.03	9.14	9.19	9.37	9.46	9.57	10.11	10.19	10.37
	300u	-	-	-	-	8.53	G9.10	9.20	9.24	-	-	-	-	-	-
	300	8.11	8.29	8.45	8.58	9.11	9.32	9.40	9.44	10.02	10.11	10.22	10.35	10.45	11.03
	300u	-	-	-	-	9.27	G9.44	9.54	9.58	-	-	-	-	-	-
	300	8.44	9.02	9.18	9.31	9.44	10.05	10.13	10.17	10.35	10.44	10.55	11.08	11.18	11.36
	300u	-	-	-	-	9.55	G10.14	10.24	10.28	-	-	-	-	-	-
	300	9.15	9.29	9.43	9.59	10.10	10.29	10.38	10.42	11.01	11.10	11.20	11.35	11.44	12.02
	300u	-	-	-	-	10.26	G10.44	10.54	10.58	-	-	-	-	-	-
	300	9.47	10.00	10.14	10.27	10.41	10.59	11.08	11.12	11.32	11.41	11.52	12.05	12.14	12.32
	300u	-	-	-	-	10.56	G11.14	11.24	11.28	-	-	-	-	-	-
	300	10.17	10.30	10.44	10.57	11.11	11.29	11.38	11.42	12.02	12.11	12.22	12.35	12.44	1.02
	300u	-	-	-	-	11.25	G11.43	11.53	11.57	-	-	-	-	-	-
	300	10.47	11.00	11.14	11.27	11.41	11.59	12.08	12.12	12.32	12.41	12.52	1.05	1.14	1.32
	300u	-	-	-	-	11.55	G12.13	12.23	12.27	-	-	-	-	-	-
	300	11.17	11.30	11.44	11.57	12.11	12.29	12.38	12.42	1.02	1.11	1.22	1.35	1.44	2.02
	300u	-	-	-	-	12.25	G12.43	12.53	12.57	-	-	-	-	-	-
	300	11.47	12.00	12.14	12.27	12.41	12.59	1.08	1.12	1.32	1.41	1.52	2.05	2.14	2.32
PM	300u	-	-	-	-	12.55	G1.13	1.23	1.27	-	-	-	-	-	-
	300	12.17	12.30	12.45	12.58	1.13	1.29	1.38	1.43	2.02	2.12	2.22	2.39	2.47	3.05
	300u	-	-	-	-	1.27	G1.44	1.54	1.58	-	-	-	-	-	-
	300	12.47	1.00	1.14	1.28	1.40	1.58	2.09	2.13	2.32	2.42	2.54	3.14	3.25	3.51
	300	-	-	-	-	-	-	-	-	-	K3.03	3.08	3.28	3.39	4.00
	300u	-	-	-	-	2.04	G2.21	2.31	2.35	-	-	-	-	-	-
	300	1.17	1.30	1.44	1.58	2.11	2.29	2.40	2.44	3.07	3.17	3.34	4.00	4.10	4.28
	300u	-	-	-	-	2.34	G2.51	3.01	3.06	-	-	-	-	-	-
	300j	-	-	-	-	-	S2.56	S3.05	S3.09	S3.31	S3.42	S3.58	-	LS4.18	-
	300	1.56	2.09	2.23	2.37	2.53	3.12	3.24	3.29	3.50	4.01	4.16	4.34	4.44	5.02
	300u	-	-	-	-	3.08	G3.26	3.36	3.41	-	-	-	-	-	-
	300j	-	-	-	-	-	-	-	-	-	KS4.27	S4.32	-	LS4.47	-
	300	2.24	2.37	2.51	3.05	3.21	3.47	3.59	4.04	4.25	4.35	4.49	5.07	5.17	5.37
	300u	-	-	-	-	3.45	G4.04	4.14	4.20	-	-	-	-	-	-
	300	2.56	3.10	3.25	3.41	3.56	4.18	4.30	4.36	4.58	5.09	5.23	5.42	5.52	6.11
	300u	-	-	-	-	4.23	G4.39	4.49	4.54	-	-	-	-	-	-
	300	3.30	3.47	4.01	4.16	4.32	4.53	5.08	5.13	5.35	5.45	5.59	6.15	6.23	6.40
	300u	-	-	-	-	4.53	G5.09	5.19	5.24	-	-	-	-	-	-
	300	4.00	4.16	4.30	4.45	5.02	5.23	5.38	5.43	6.02	6.11	6.24	6.37	6.45	7.01
	300u	-	-	-	-	5.22	G5.37	5.47	5.52	-	-	-	-	-	-
	300j	4.37	4.52	5.06	5.17	5.37	5.58	6.10	6.14	6.32	6.39	6.47	-	L7.03	-
	300h	5.07	5.24	5.36	5.49	6.08	6.23	6.34	6.38	6.54	P7.02	-	-	-	-
	300u	-	-	-	-	6.36	G6.49	6.57	7.02	-	-	-	-	-	-
	300h	-	-	-	-	-	7.20	7.28	7.32	7.48	P7.55	-	-	-	-
	300m	-	-	-	-	7.45	7.58	-	-	-	-	-	-	-	-
	300m	-	-	-	-	8.45	8.58	-	-	-	-	-	-	-	-
	300m	-	-	-	-	9.45	9.58	-	-	-	-	-	-	-	-

Legend

- G** – Bus continues as route G10 to the city. See G10-N10-N21 timetable for more information.
- K** – Bus departs from stop 19A Portrush Road, Glen Osmond at the time shown.
- L** – Bus terminates at stop 17 O.G. Road, Klemzig at the time shown.
- P** – Bus terminates at stop 19 Portrush Road, Glen Osmond 7 minutes after the time shown.
- S** – School days only.

Services may operate to a different timetable during the Christmas holiday period.
Visit the Adelaide Metro website during December and January for full details.

